



Ex-Cel colors can be matched at any Sherwin Williams store by providing the four digit color code. Not looking for color? Ex-Cel also offers the most complete offering of trim, corners, sheet, bead board and moldings in unfinished white.

We retain the right for color variation from these samples. Light source will affect appearance of color.

**The Nels-Tek family of products includes:**

**Trim**

5/4", 1" & 3/4"  
Standard & channel profiles  
Smooth or reversible

**Corner boards**

5/4" & 1"  
Standard & channel profiles  
Smooth & grained

**Sheet**

5/4", 1", 5/8" & 1/2"  
Smooth & grained  
Bead Board & Moldings

(Celuka trim also available)



1819 Walcutt Road, Suite 1  
Columbus, OH 43228  
Tel: 888-473-7539  
Fax: 888-289-1403  
[www.excelbyjain.com](http://www.excelbyjain.com)  
[info@jainamericas.com](mailto:info@jainamericas.com)

**DISTRIBUTED BY:**



Corporate Office:  
P.O. Box 508  
Rocky Mount, VA  
24151  
800-274-3443  
[www.rockytopbp.com](http://www.rockytopbp.com)

**EX-CEL**<sup>®</sup>  
EXTERIOR  
COLOR TRIM



## EXTERIOR COLOR TRIM



Designed to be used with all types of exterior siding – wood, fiber cement, brick, stone, stucco or vinyl – Ex-Cel offers the most complete pvc trim program available. With a full line of trim, corners, sheet, bead board and molding choices in either smooth or wood grain finish Ex-Cel can meet all of your needs.



With Sherwin-Williams, Ex-Cel has achieved the first-ever true satin finish for cellular PVC. Available in either a smooth or a wood grain finish Ex-Cel is indistinguishable from wood and suitable for any application where premium wood is traditionally used.

### THE STRENGTH OF COLOR

Through a unique bonding process Ex-Cel offers the broadest and richest color palette

ever developed for cellular PVC. From earth tones to historical hues Ex-Cel's sixteen standard colors surpass even the custom capabilities of most other manufacturers. The durability of Ex-Cel color is achieved through a unique surface technology developed in conjunction with Sherwin-Williams. The Polane solar reflective finish is a two-part polyurethane coating that is extremely durable. It will not peel or crack and is nearly impossible to scratch. No field applied finish can match the strength that you receive with Ex-Cel. When you need to touch up matching Ex-Cel's color is as easy as taking our color number to any Sherwin-Williams retailer.

Ex-Cel's unique finish also protects the PVC core against UV exposure, so that it never warps or twists in the sun. Ex-Cel is suited for all types of exterior applications including high

moisture and ground level locations. It carries a lifetime warranty on both the material and the finish.

### THE EX-CEL EQUATION

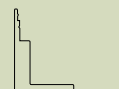
Beyond standard trims, the Ex-Cel Equation, which includes our Channel Trim and Push-Lock Insert, provides the hand-crafted look of a fitted butt joint. The Ex-Cel Equation allows Ex-Cel channel trim to be installed after the siding for faster installation and greater job efficiency. The finished installation offers the look of a traditional wood trim.

### YOUR COMPLETE SOURCE

Whether in unfinished white or any of our Sherwin Williams colors Ex-Cel has the right product for each application. Contact your local Ex-Cel dealer for information on our complete product offering or visit us at [www.JainAmericas.com](http://www.JainAmericas.com).



HEADER



CHANNEL CORNER



STANDARD TRIM



STANDARD CORNER




CHANNEL TRIM



BASE CAP



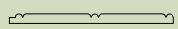
BED



CROWN



DRIP CAP



BEAD BOARD